



Build With Purpose

C-108/208 Hot & Cold Wall Hydrant



Vertical or Horizontal Installation

PRIER C-108 provides a year round source of tempered water in areas that are subject to freezing temperatures. The hydrant valve is connected to the supply piping in the heated portion of the structure, eliminating the possibility of freezing. Unique to its patented design, the same product can be installed horizontally or vertically. Ordering the C-208 gives you the same style hydrant but with vandal proof extended lockshields with operating key on both hot and cold stems.

The PRIER C-108 has all the characteristics of the historically proven C-134 with the added protection of a self-draining anti-siphon vacuum breaker and backflow check valve. It is available from stock in lengths from close coupled to 24". Longer sizes are available on request.



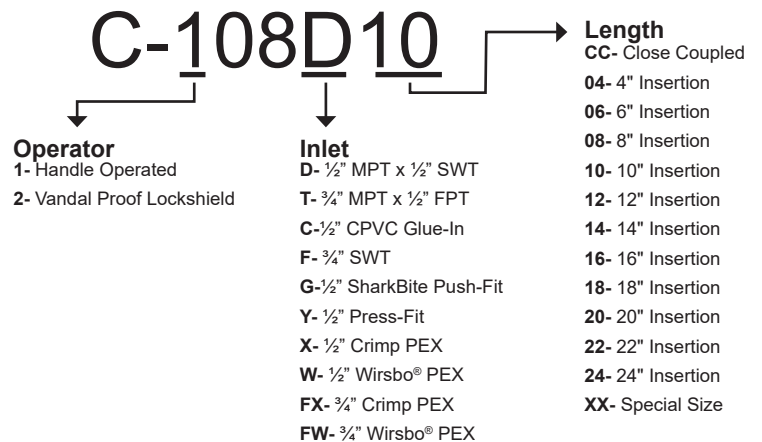
C-208 Loose Key Design

- Residential
- Freezeless
- Anti-Siphon
- Hot & Cold Mixing

FEATURES

- Horizontal or vertical installation options
- Anti-siphon vacuum breaker with EPDM backflow preventer
- Internal checks to prevent thermal migration
- Solid brass body, valve stem cap, seat and stem ends
- Satin nickel plated body maintains attractive finish
- Stainless steel screws
- Per ASSE 1019, pressure rated to 125 PSI, temperature to 140°
- Powder coated cast aluminum handle
- Lock shield cap
- AFG teflon with graphite packing for easy maintenance
- Standard "OO" size seat washer
- Each valve air-tested at factory for leak-free quality
- Spout aligning mark with manufacturer's date code
- Swivel elbow adjusts direction with hose and prevents hose kinks


ORDERING



INLET STYLES



D Style
1/2" MPT x 1/2" SWT



T Style
3/4" MPT x 1/2" FPT



C Style
1/2" CPVC Glue-In



F Style
3/4" SWT



G Style
1/2" SharkBite Push-Fit



Y Style
1/2" Press-Fit



X Style
1/2" Crimp PEX



W Style
1/2" Wirsbo® PEX




FX Style
3/4" Crimp PEX



FW Style
3/4" Wirsbo® PEX

4515 E. 139th Street Grandview, MO 64030 | (800) 362-9055 | PRIER.com

C-108 REPLACEMENT PARTS



ID	Part No.	Description	ID	Part No.	Description
1	See Replacement Stem Section	Stem Assembly, Contains: 1, 4, 16	10	324-0013	Retaining Ring, Stainless Steel
2	300-1008	Valve Stem Cap	11	346-0006	Flat Washer EPDM 70A
3	C-134KT-805	Handle and Screw Kit (Green)	12	300-0061	Brass Elbow
4	C-134KT-802	Seat Washer Kit (00 Beveled)	13	C-108KT-805	Red Handle and Screw Kit
5	C-134KT-803	Stem Packing Kit	14	336-0002	Backflow Check Valve for C-108
6	C-108KT-808	Loose Key on Lanyard	15	310-1015	Loose Key Valve Stem Cap
7	300-0060	Adapter Swivel Nut		C-134KT-804	Loose Key Conversion Kit, Contains: 5, 6, 17
8	336-0038	Head O-Ring EPDM 70A		C-234KT-804	Key to Loose Handle
9	336-0026	Nut O-Ring EPDM 70A		C-108KT-811	Swivel Vacuum Breaker & Arm Assembly, Contains: 7, 8,9,10,11,12

REPLACEMENT STEMS



← Stem Overall Length (OAL) →

G Style Manufactured April 2013 - Present

Part No.	Style	Stem Length	Description
P-231-12CC	G	4 ³ / ₈ " OAL	Close Coupled Stem for C-108 Hydrant
P-231-1204	G	6 ⁷ / ₈ " OAL	Stem for C-108 Hydrant
P-231-1206	G	8 ⁷ / ₈ " OAL	Stem for C-108 Hydrant
P-231-1208	G	10 ⁷ / ₈ " OAL	Stem for C-108 Hydrant
P-231-1210	G	12 ⁷ / ₈ " OAL	Stem for C-108 Hydrant
P-231-1212	G	14 ⁷ / ₈ " OAL	Stem for C-108 Hydrant
P-231-1214	G	16 ⁷ / ₈ " OAL	Stem for C-108 Hydrant
P-231-1216	G	18 ⁷ / ₈ " OAL	Stem for C-108 Hydrant
P-231-1218	G	20 ⁷ / ₈ " OAL	Stem for C-108 Hydrant
P-231-1220	G	22 ⁷ / ₈ " OAL	Stem for C-108 Hydrant
P-231-1222	G	24 ⁷ / ₈ " OAL	Stem for C-108 Hydrant
P-231-1224	G	26 ⁷ / ₈ " OAL	Stem for C-108 Hydrant
P-231-12US	G	Up to 16 ⁷ / ₈ " OAL	*Universal Replacement Stem for C-108 Hydrant

**For stems manufactured before 2013, see C-108 Series retired style spec sheet at PRIER.com. PRIER universal stems are replacement stems for any size from close coupled to 14." The P-231-02US Universal Stem requires cutting the rod to proper length and soldering the brass stem end to the rod as directed in instructions.*