



# P-118 Single Handle Hot & Cold



- Residential
- Anti-Siphon
- Hot & Cold Mixing
- Ergonomic

PRIER P-118 provides a year round source of tempered water in areas that are subject to freezing temperatures. The hydrant valve is connected to the supply piping in the heated portion of the structure, reducing the possibility of freezing. The temperature is controlled by the dial inset on the handle, while the handle itself controls the flow of water.

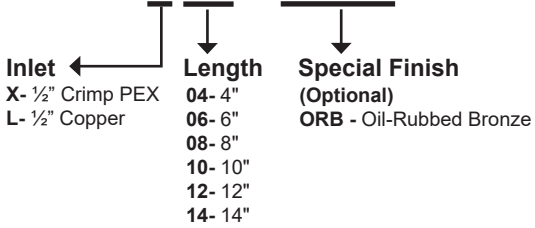
This valve is ideal for car washing, pet washing, cleaning and any other need for tempered water outside of the home.

## FEATURES


- Anti-siphon aluminum vacuum breaker with EPDM backflow preventer and backflow check valve
- Internal checks to prevent thermal migration
- Solid brass body, valve stem cap, seat and stem ends
- Satin nickel plated or oil-rubbed bronze body maintains attractive finish
- Per ASSE 1019, pressure rated to 125 PSI, temperature to 140°
- Stainless steel mounting bracket with screws
- Each valve air-tested at factory for leak-free quality
- O-ring seals for easy operation
- Ergonomic, rubber grip handle
- Positive shut-off of hot water during cold flow
- Patent pending

## ORDERING

### P-118L10 - ORB



## INLET STYLES



X Style  
1/2" Crimp PEX



L Style  
1/2" Copper

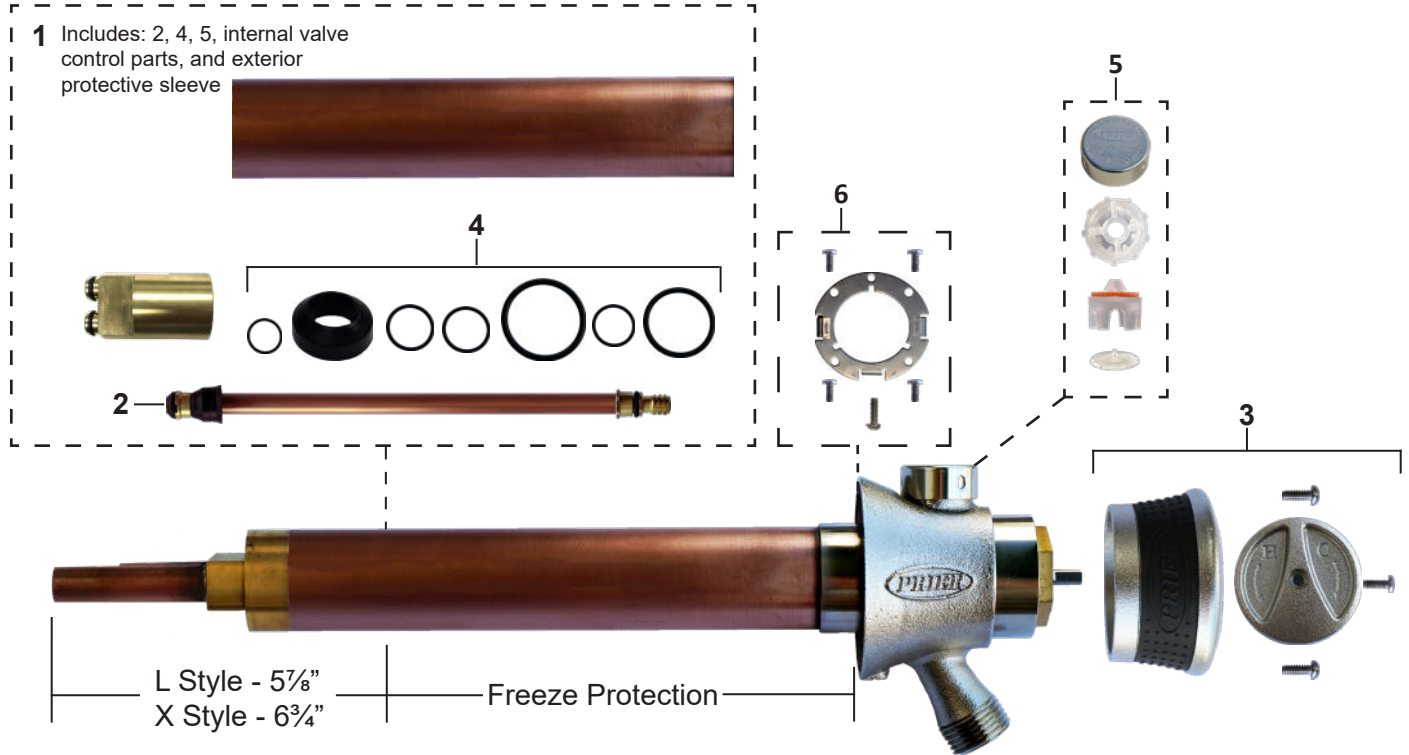


Mounting bracket remains hidden after installation

\*Per ASSE 1019 Code, do not leave on for more than 12 continuous hours.



## P-118 REPLACEMENT PARTS



\*Measure from back of flange to tip for hydrant length. Example: P-118L10 = 15<sup>7</sup>/<sub>8</sub>" and P-118X10 = 16<sup>3</sup>/<sub>4</sub>"

ID	Part No.	Description	ID	Part No.	Description
1	See Below	Overhaul Kit	5	C-144KT-806	Vacuum Breaker Kit - Satin Nickel Plated
2	See Below	Stem Assembly		C-144KT-806-ORB	Vacuum Breaker Kit - Oil-Rubbed Bronze
3	P-118KT-805	Handle Kit - Satin Nickel Plated	6	P-118KT-810	Mounting Bracket Kit
	P-118KT-805-ORB	Handle Kit - Oil-Rubbed Bronze			
4	P-118KT-801	All Seals Kit			

## REPLACEMENT STEMS

Stem Part No.	Stem Length	Description
P-231-1804	6 <sup>7</sup> / <sub>8</sub> "	Stem for P-118 Hydrant
P-231-1806	8 <sup>7</sup> / <sub>8</sub> "	Stem for P-118 Hydrant
P-231-1808	10 <sup>7</sup> / <sub>8</sub> "	Stem for P-118 Hydrant
P-231-1810	12 <sup>7</sup> / <sub>8</sub> "	Stem for P-118 Hydrant
P-231-1812	14 <sup>7</sup> / <sub>8</sub> "	Stem for P-118 Hydrant
P-231-1814	16 <sup>7</sup> / <sub>8</sub> "	Stem for P-118 Hydrant

## OVERHAUL KITS

Freeze Protection	Overhaul Kit Part No.
4"	P-118KT-807-04
6"	P-118KT-807-06
8"	P-118KT-807-08
10"	P-118KT-807-10
12"	P-118KT-807-12
14"	P-118KT-807-14