



Build With Purpose

# P-RH3 Mild Climate Roof Hydrant

Find us in

**MasterSpec**

a product of The American Institute of Architects



- **Anti-Siphon**
- **Mild Climate**
- **Commercial / Industrial**
- **Wheel Handle Operated**

## ***With Integral P-004 Vacuum Breaker and Dual Backflow Preventer***

PRIER's P-RH3 Mild Climate Roof Hydrant provides a year round source of water to roof surfaces in mild climate areas. The hydrant consists of a commercial sill faucet mounted onto a post for easy access. This C-168 valve has a vacuum breaker that meets ASSE 1052 and is connected to a galvanized pipe.

The Roof Mounting Bracket enables the hydrant to be mounted to any structural member with rigid support, instead of to the skin of the roof like competitive products.

This bracket requires only a single penetration point of 1 3/4", and can be mounted to concrete, wood, steel, I-beams, truss, perlins or other structures with standard construction materials (Unistrut, threaded rod, or other).

## FEATURES

- Mounts to any roof structural member (truss, I-beam, concrete roof, or other)
- Single hole penetration of 1 3/4"
- Single person installation with standard tools
- ASSE 1052 approved vacuum breaker and backflow preventer
- Commercial C-168 angle sill faucet on post for easy access
- Convertible to vandal-proof loose key
- Per ASSE 1052, pressure rated to 125 PSI, temperature to 140° F
- Designed to be installed with standard construction materials (Unistrut, threaded rod, or other)
- Repair can be easily accomplished at roof level
- 3/4" garden hose threads standard
- 1" male NPT inlet valve
- Heavy duty brass construction with a satin nickel finish
- Heavy duty galvanized pipe provides stability and is easily mounted to the roof mounting bracket
- Adjustable bracket to accommodate roof angles up to 2/12 pitch

## ORDERING

# P-RH3


Length

**H3- Mild Climate Roof Hydrant**  
Includes Roof Hydrant Mounting Bracket



Build With Purpose

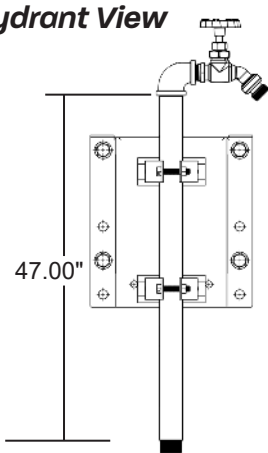
## P-RH3 REPLACEMENT PARTS AND STEMS



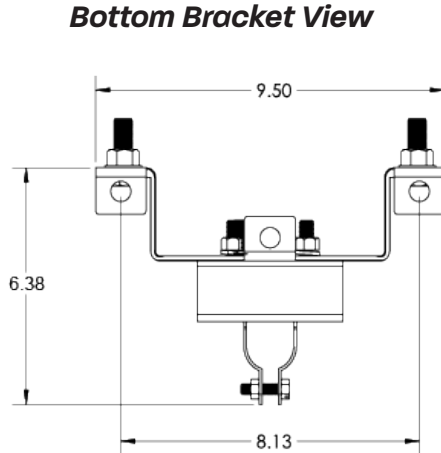
ID	Part No.	Description
1	314-0021	Mounting Bracket
2	399-7002	1" Pipe Clamp Assembly for P-RH1, P-RH2, P-RH3
2	399-7003	2 1/2" Pipe Clamp Assembly for P-RH4
3	314-7012	Unistrut Steel Struts
4	314-0028	1/2" Mounting Bolt
5	314-0029	1/2" Flat Washer
6	314-0030	1/2" Mounting Nut
7	314-0025	3/8" Lock Washer
8	324-1003	3/8" Flat Washer
9	314-0027	3/8" Hex Nut
10	314-0035	3/8" Bolt
11	P-004CP	Vacuum Breaker Assembly
12	231-0001	Stem Assembly
13	C-134KT-805	Handle and Screw Kit, Contains:
14	C-135KT-802	Seat Washer Kit, 1/4" L Beveled, Contains:
15	324-1003	Packing Washer
16	390-1001	Stem Packing Only
	C-134KT-803	Stem Packing Kit, Contains: 15, 16
17	310-1015	Nickel Plated Valve Stem Cap
18	C-108KT-808	Loose Key on Lanyard
19	C-134KT-804	Loose Key Conversion Kit, Contains: 15, 16, 17
20	310-1012	Valve Stem Cap

## ROUGH-IN DIMENSIONS

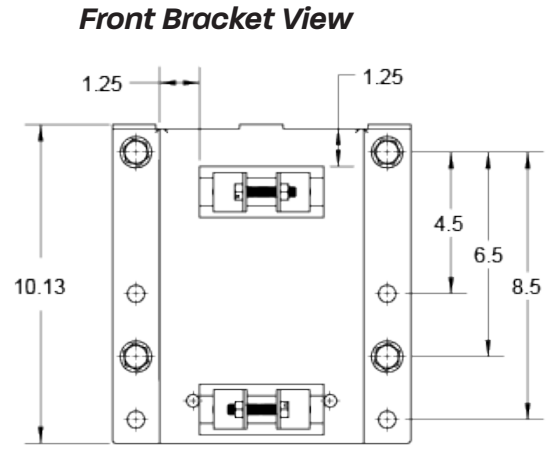
Side Hydrant View



Bottom Bracket View



Front Bracket View



## SPECS

Furnish and install Model P-RH3 Commercial Post Mount Roof Hydrant manufactured by PRIER Products, Inc. Hydrant shall be installed through a 1 3/4" single penetration in the roof and mounted to the interior structure with the Universal Roof Hydrant Mounting Bracket (P-RMB) provided. This bracket must be manufactured of heavy gauge powder coated steel and must allow for adjustment to meet roof angles up to 2/12 pitch. The mounting bracket shall be mounted to concrete, a roofing truss, steel I-beam or interior wall with standard construction materials (threaded rod, Unistrut or other). The hydrant shall have an integral vacuum breaker/backflow preventer and be approved under the ASSE 1052 standard. The hydrant head shall have a 3/4" inlet and be made of brass with a satin nickel chromium finish. The roof penetration is to be sealed by the roofing contractor in accordance with the roofing codes and conditions in their municipality.